



# ASSEMBLY INSTRUCTION



A\*1



B\*1



C\*1



M6\*25MM  
D\*4

ACHTUNG: Platzieren Sie zuerst alle Schrauben an ihrem Platz, bevor Sie sie vollständig festziehen.

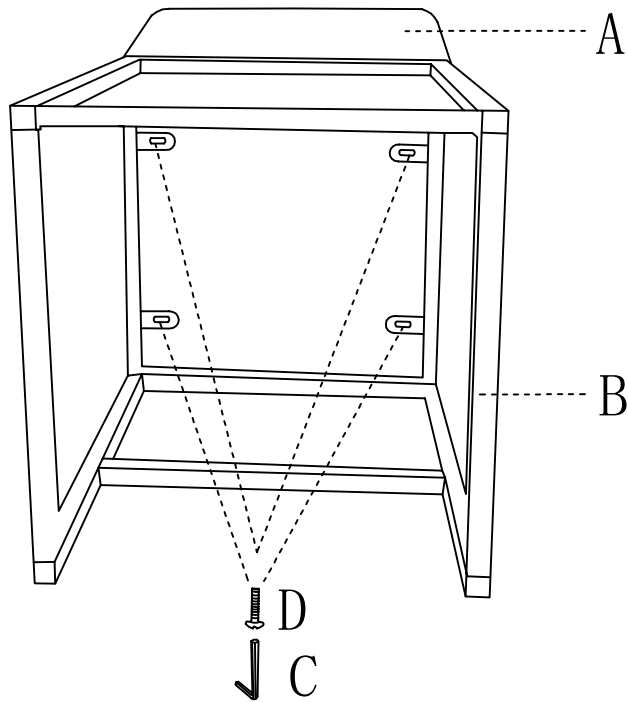
ATTENTION: Place first all screws on their place, before you tighten them up completely.

ATTENTION: Veuillez tout d'abord placer toutes les vis comme il le convient avant de les serrer.

ATTENZIONE: Posizionare tutte le viti al loro posto, prima di stringerle completamente.

PRECAUCIÓN: Coloque todos los tornillos en su lugar, antes de apretarlos completamente.

## STEP 1



## STEP 2

