

# WPC PANEL GARBAGE

#75965&#75966 / #75967&#75968 / #75969&#75970

S/S Screw  
× 59PCS  
size: 4 × 19mm



①

L shape connector  
× 6PCS



②

Connector  
× 7PCS



③

Door Stopper  
× 2PCS



④

Handle  
× 2PCS



⑤

Lock  
× 1PCS




⑥



Size: 1,165x0,8x1,31m

Back plate  
× 1PCS

1230mm



1125mm

Roof  
× 1PCS


1290mm



785mm

Side plate  
× 2PCS

785mm





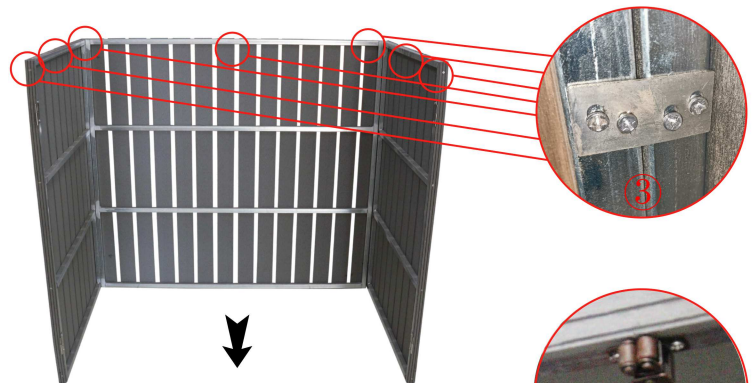

1125mm

Door  
× 2PCS

615mm



1125mm



## Wichtiger Hinweis zur Montage der Modelle HWC-J28:





**Information:**  
Da es sich bei den Schrauben (Teil 1) um selbstschneidende Schrauben handelt, muss ein Akkuschauber verwendet werden.

**Information:**  
Because we use self drilling screws (Part 1), you need a cordless screwdriver for installing.

**Information:**  
Comme il s'agit de vis autotaraudeuses (Partie 1) il faut utiliser un tournevis sans fil.

**Informazioni:**  
Poiché utilizziamo viti autofilettanti (Parte 1), per l'installazione è necessario un avvitatore elettrico.

**Información:**  
Dado que utilizamos tornillos autorroscantes (1), se requiere un destornillador eléctrico para la instalación.



Predrill first

⑥